



MP9800 Series

Product Catalog

Experience a safer
and more open world

Overview

MP9800 Series



Table of Contents

Introduction.....	2
Features.....	3
Function Combinations and Electrical Options	4
UL Ratings	4
Trim.....	5-7
How To Order The Muséo Piet Levers.....	8
Electric Latch Retraction Option (MELR)	9
MELR Function Combinations & Electrical Options.....	10
Cylinders.....	11
Strikes.....	12
How to order.....	13
Quick Codes	13-15
Architectural Specifications	15

www.corbinrusswin.com

The MP9800 Series Multi-Point Lock is ideal for security applications, and joins the Corbin Russwin line of multi-point door security solutions including:

- The FE5400S and FE6800 Multi-Point auto deadlocking systems
- Exit Devices with the choice of concealed or surface mounted vertical rods

Eliminating the need for automatic flushbolts and coordinators, the MP9800 Series provides flexibility, simplicity, strength, durability, aesthetics and innovation and is perfect for a wide variety of applications that do not require panic/exit devices.

MP9800 Series multi-point locks are offered in a variety of functions for aluminum, wood and metal doors. Single point top latching can also be specified, eliminating the bottom strike and the additional installation work required with a bottom bolt. Rods are retracted by dual mounted controls offering wide a variety of functions.

The MP9800 Series is available for fire rated wood or metal doors.

Thermal pin requirements for fire rated doors:

- Double doors with two point latching on each do not require thermal pins
- Double doors with single point latching (M55) on each require a total of 2 thermal pins, one thermal pin (supplied) for each lock

Simplicity

- Easy installation!
- Maintenance free design
- Few moving parts – less wear
- Modular construction

Aesthetics

- Clean, simple, aesthetically pleasing design
- “True” architectural hardware finishes consistent with BHMA/ANSI standards
- Vineyard Series and Muséo Collection decorative levers available

Security

- Torx® screws available
- Master keying available with Corbin Russwin key systems: Access 3, Pyramid

Innovation

- The MP9800 Series is available with electric latch retraction (MELR), bolt monitoring, EcoFlex™ motor activated trim inside and outside lever monitoring

Strength & Durability

- Heavy duty mounting construction
- Built to withstand abusive conditions
- 5 Year warranty

MicroShield®

ASSA ABLOY Group companies offer MicroShield®, an anti-microbial coating for door hardware. MicroShield uses proven silver ion-based technology from Agion®, a leading provider of antimicrobial solutions, to stem the spread of bacteria and other microbes.

MicroShield® is a registered trademark of ASSA ABLOY Access and Egress Hardware Group, Inc.

Features

Handing

Field Reversible.

Doors*

Metal doors, 1-3/4" (44mm) door thickness standard, 4-1/2" minimum stile, 2-1/4" backset standard.

Aluminum doors (Quick Code-MPAD), 1-3/4" (44mm) door thickness (STD), 1-7/8" minimum stile, 7/8" backset (STD) for double doors, 1-1/8" backset for single doors.

Wood doors (Quick Code-MPWD), 1-3/4" (44mm) door thickness standard, 4-1/2" minimum stile, 2-1/4" backset standard.

Mounting

Supplied fasteners are for all doors with through-bolts for trim.

Rods

Steel. Top and bottom bolt travels 7/16" (11mm) Projection adjustable up to 3/4" (19mm).

Latching

Top and Bottom or Top only (M55).

Trim

Features EcoFlex™ technology. Available with all lever designs. Auxiliary Control offers cylinder override for 01, 40, 50, 903 & 905 functions.

Top and Bottom Bolts

Stainless steel top and bottom bolt travels 7/16" (11mm). Projection adjustable up to 1" (25mm).

Strikes

See page 13.

Cylinder

See cylinders page 12.

Applications

Pairs of doors that do not require panic devices

When flush bolts are not permitted in:

- Assembly
- Education
- Healthcare
- Hazard Occupancy

Single doors that do not require a panic device with power operators

***NOTE:** Must specify MPAD or MPWD when ordering

Thermal Pins

MP9800A x M55: supplied with ONE thermal pin per fire-rated lock, for installation on pairs of fire-rated doors.

Warranty

5 year.

Certification/Compliance

ANSI

Meets A117.1 Accessibility Code.

UL /cUL

Three-hour fire-rated locks listed as fire hardware for A label and lesser class 8' x 8' double doors; UL symbol on cover indicates listing. Any retrofit or other field modification to a fire-rated opening can potentially impact the fire rating of the opening, and Corbin Russwin, Inc. makes no representations or warranties concerning what such impact may be in any specific situation. When retrofitting any portion of an existing fire-rated opening, or specifying and installing a new fire-rated opening, please consult with a code specialist or local code official (Authority Having Jurisdiction) to ensure compliance with all applicable codes and ratings.

California State Reference Code

This product has been approved by the California State Fire Marshal pursuant to section 13144.1 of the California Health and Safety Code.

NFPA

All fire-rated locks comply with NFPA 80 Fire Doors and Windows.

ADA

Lever trims comply with Americans with Disabilities Act.

Featuring EcoFlex™ Technology*



- Reduces energy consumption up to 95%, as certified by GreenCircle
 - Lower operating costs
 - Assists with load reduction in optimizing energy performance credit in LEED
 - Reduces number of power supplies required
- Field configurable to fail-safe or fail-secure
- Lock operates from 12-24VDC, offering greater flexibility in system design
- Innovative actuator design provides superior reliability
 - Higher performance and reduced maintenance
 - Ability to have longer cable runs without negatively impacting lock function
 - Reduces risk of voltage drops and eliminates inductive kickback
 - Lower total cost of ownership

*Patent pending



Function Combinations

MP9800 Series

Available Function Combinations:		Inside Function (N)									
		10	45 ¹	49 ¹	50	52	55 ¹	59 ¹	903 ¹	905 ¹	
Blank Escutcheon Plate	Exterior Function (E)	01	X	X	X			X	X	X	X
Passage only (No cylinder)		10	X	X	X			X	X		
No outside Operation (No Cylinder); Pull Only		40 ²	X	X	X					X	X
Class Room Key Outside Unlocks/locks Trim		45	X	X	X						
Key unlocks Trim; Trim retracts latch; Trim relocks when key is removed		49	X	X	X					X	X
Freewheeling Trim; No Outside Operation		50						X	X		
Key outside unlocks/locks O/S trim; Key inside unlocks/locks O/S trim		52					X				
Freewheeling Trim; Key Outside Unlocks/locks Trim		55	X			X		X	X		
Freewheeling Trim; Key unlocks Trim; Trim retracts latch/Trim relocks when key is removed		59	X			X		X	X		
Electrified Trim - Fail Safe (No Cylinder)		903 ³	X	X	X					X	X
Electrified Trim - Fail Secure (No Cylinder)		905 ³	X	X	X					X	X

1. **Not recommended for use on any door used for Life Safety egress**
2. **Rigid lever**
3. **903 and 905 functions require the voltage to be specified, 12V or 24V.**

UL Ratings

Device	Maximum Door Opening	UL Fire Door Hardware Rating				Pair of Doors, Swinging in Same Direction. Notes:	Pair of Doors Swinging in Opposite Directions. Notes:
		3 Hours (A)	1-1/2 Hour (B)	3/4 Hour (B)	20 min. (B)		
MP9800(A/B) x MP9800(A/B)	8' x 10' Hollow Metal	X	X	X	X	2A, 2B	2B
MP9800(A/B) M55 x MP9800(A/B) M55	8' x 10' Hollow Metal	X	X	X	X	2A, 2B, 3A	2B, 3A
MP9800(B) MPWD x MP9800(B) MPWD	8' x 8' Wood		X	X	X	2A, 2B	2B
MP9800(B) M55 MPWD x MP9800(B) M55 MPWD	8' x 8' Wood		X	X	X	2A, 2B	2B

Any retrofit or other field modification to a fire rated opening can potentially impact the fire rating of the opening, and Corbin Russwin makes no representations or warranties concerning what such impact may be in any specific situation. When retrofitting any portion of an existing fire rated opening, or specifying and installing a new fire-rated opening, please consult with a code specialist or local code official (Authority Having Jurisdiction) to ensure compliance with all applicable codes and ratings.

Note 2A: An astragal cannot be used when both doors are active, unless a coordinator is also used.



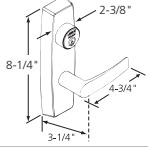


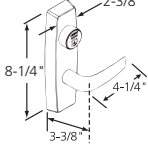


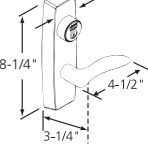


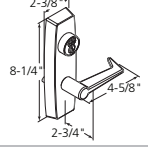


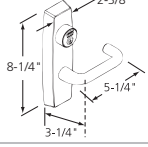


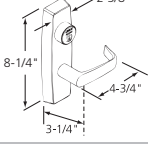


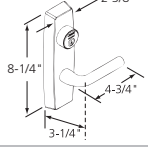


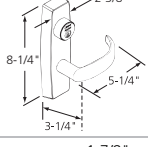

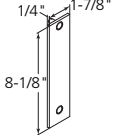
Note 2B: Door construction limitations or building code may require the use of an astragal to match the maximum hardware listing.

Note 3A: Hardware listing requires 2 thermal pins, door-to-door orientation.

Features:

- Beveled edges
- 5-year limited warranty





























Note: Must designate E for exterior function or N for interior function when specifying order.

Pull Trim Design			Trim Designation
	<p>Armstrong Lever: Cast Escutcheon: Forged</p> 		A
	<p>Citation Lever: Cast Escutcheon: Forged</p> 		C
	<p>Dirke Lever: Cast Escutcheon: Forged Handed: Specify RHR or LHR</p> 		D
	<p>Essex Lever: Cast Escutcheon: Forged</p> 		E
	<p>Lustra Lever: Cast Escutcheon: Forged</p> 		L
	<p>Newport Lever: Cast Escutcheon: Forged</p> 		N
	<p>Regis Lever: Cast Escutcheon: Forged</p> 		R
	<p>Princeton Lever: Cast Escutcheon: Forged</p> 		PR
	<p>Blank Escutcheon Plate 01</p>		01

Muséo Levers

MP9800 Series

Muséo levers are available in a broad array of designs and finishes allowing for uniformity throughout a facility when using the FE6600 Series locks. All levers meet ADA compliance for national codes. Visit the online Decorative Hardware Selector at selector.corbinrusswin.com.

Georges Series	Georgia Series	Jackson Series
 139	 101 ³	 105 ³
 140 Handed	 102	 117 ³
 141	 103	 119 ³ Handed
 142	 104 ³	 121 ³ Handed
 143	 124 ¹	 122 ³ Handed
	 143 ¹	 126 ^{1,3} Handed
		 127 ^{1,3} Handed
Josef Series ²		Laszlo Series
 133		 147
 134 ¹		 148 ¹
 135		 149
 136		 150
 137 ¹		
 138 ¹		

1 Lever returns within 1/2" (13 mm) of door face.

2 135-138 - Contain white or black polycarbonate inserts. Not available with MicroShield® antimicrobial coating.

3 Not available in 32D or 32 finish

Muséo Levers (continued)

MP9800 Series

Marc Series

(Handed Levers)



111³



112³



113³



114³



115³



116³



130^{1,3}



131^{1,3}



132^{1,3}

Piet Series²



21L



21M



21S



21G



23G



25M



27M

Salvador Series



106



107



108



109



110



123¹



128¹

Auxiliary Control



- Key override for classroom function (AUX155) and storeroom function (AUX159) only
- Provided with mortise cylinder

1 Lever returns within 1/2" (13 mm) of door face.

2 Piet levers are customized. See "How To Order" on page 8 for ordering information.

3 Not available in 32D or 32 finish

Finishes

MP9800 Series

Finishes

Standard Levers Finish	Description
605	Bright brass, clear coated
606	Satin brass, clear coated
611	Bright bronze, clear coated
612	Satin bronze, clear coated
613	Oxidized bronze, oil rubbed
613E	Dark oxidized satin bronze, equivalent
614	Oxidized satin bronze, clear coated
618	Bright nickel plated
619	Satin nickel, clear coated

Standard Levers Finish	Description
625	Bright chrome
626	Satin chrome
626C	Satin chrome with Microshield
629	Bright stainless steel
630	Satin stainless steel
630C	Satin stainless steel with Microshield
722	Black oxidized bronze, oil-rubbed
BSP	Black Suede Powder Coat

Note: Split Finishes — specify outside finish first, then inside finish example: 626 (outside) / 606 (inside)

Piet Finish Codes

BHMA/ASSA ABLOY Finish	Piet Code*	Description
630	30	Satin Stainless Steel
629	29	Bright Stainless Steel
613E	3E	Dark Oxidized Satin Bronze, Equivalent
BSP	BS	Black Suede Powder Coat
WSP	WS	White Suede Powder Coat
N/A	BK	Black (Santoprene™ or leather insert)
N/A	BN	Brown (leather insert)
N/A	00	No Insert

*Code used to specify Piet Collection finishes only. Use available finishes list to specify desired finish when ordering.

Piet Lever Descriptions & Available Finishes

Lever Designation	Lever Description	Available Finishes (as ordered)
21G	Grooved Insert	292929, 303030, 3E003E, BS00BS, WS00WS
21L	Leather Insert	29BK29, 29BN29, 30BK30, 30BN30, 3EBK3E, 3EBN3E, BSBKBS, BSNBBS, WSBKWS, WSNBWS
21M	Metallic Insert	293029** only
21S	Santoprene Insert	29BK29, 30BK30, 3E003E, BS00BS, WS00WS
23M	Raised Band	290029, 300030, 290030**, 3E003E, BS00BS, WS00WS
25M	Plain	290029, 300030, 3E003E, BS00BS, WS00WS
27M	Two Grooves	290029, 300030, 3E003E, BS00BS, WS00WS

**Two-tone finish - grip of lever is 630, balance of lever is 629. Escutcheon finish will be 618.

Ordering Examples

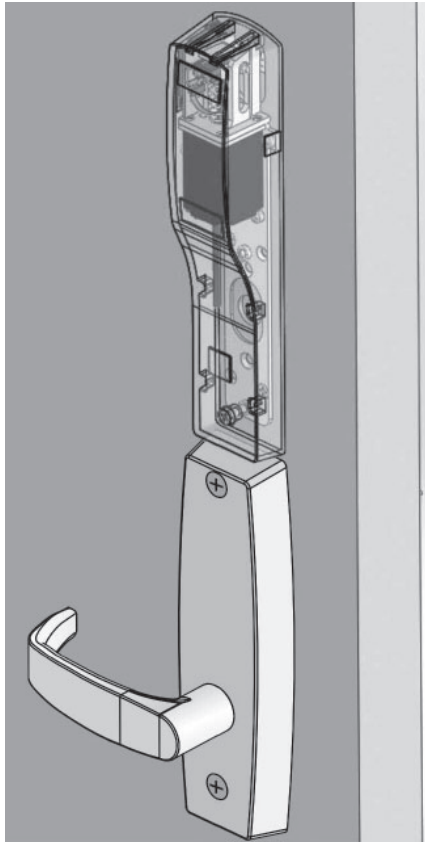
Quantity	Series	Trim/Exterior Function	Trim/Interior Function	Finish	Lock Finish	Hand	Door Height	Cylinder Option	Misc. Options
4	MP9800A	25ME10	25MN10	300030	630	RHR	H0702	CL6	M55

Motorized Electric Latch Retraction Option (MELR)

MP9800 Series

Corbin Russwin's Motorized Electric Latch Retraction (MELR) is the perfect choice for high traffic doors that require access control. This non-handed module is durable and easy to install. It utilizes a latch retraction motor rather than a solenoid, ensuring quiet operation ideal for locations such as conference rooms, theaters and libraries. Once retracted, the door functions in a push/pull manner.

The MELR can be dogged for momentary ingress and egress and is commonly used in conjunction with an automatic door operator. The lock can be dogged continuously on fire-rated locks that are tied into the building's fire detection system.



Motorized Electric Latch Retraction Features

- 5 year warranty
- Patented
- Field serviceable - modular design
- Supports electrified dogging
- Motor-driven latch retraction for smooth, precise operation
- Amount of latch retraction is automatically controlled by the MELR circuitry; System actively monitors its position and adjusts itself
- Digital retraction timer (0-20 seconds; factory setting is 0)
- Standard electric hinge - no special power transfer required
- Can be used for continuous and intermittent use
- UL Listed for Class II Circuitry
- Power Requirements: 24 or 12VDC regulated/filtered power supply (BPS Series)
- Current draw:
 - 24VDC: 700mA during retraction & 150mA maintained in dogged position
 - 12VDC: 850mA during retraction & 250mA maintained in dogged position
- Available for MP9800 series only
- See page 10 for compatible functions
- See McKINNEY's Transfer Device Solutions Catalog for QC Hinge and cable requirements
- Order as a MELR option (e.g., MP9800 x 108E45 x 108N10 x 626 x MELR)

Optional Accessories

- Power Supply (BPS)
- Keyswitch (MKA)
- Keypad (DK-12)
- Door Status Switch (708F989)
- Push Button Switch (PB2)

Featuring EcoFlex™ Technology*



- Reduces energy consumption up to 96%, as certified by GreenCircle
 - Lower operating costs
 - Assists with load reduction in optimizing energy performance credit in LEED
 - Reduces number of power supplies required
 - Field configurable to fail-safe or fail-secure
 - Operates from 12-24VDC, offering greater flexibility in system design
 - Innovative actuator design provides superior reliability
 - Higher performance and reduced maintenance
 - Ability to have longer cable runs without negatively impacting lock function
 - Reduces risk of voltage drops and eliminates inductive kickback
 - Lower total cost of ownership
- *Patent pending

MELR Function Combinations & Electrical Options

MP9800 Series

Available Function Combinations When Used With an MELR option			Inside Function (N)					
			10	45*	49*	52	55*	59*
Blank Escutcheon Plate	Exterior Function (E)	01	MELR	MELR	MELR		MELR	MELR
Passage only (No cylinder)		10**	MELR	MELR	MELR	MELR	MELR	MELR
No outside Operation (No Cylinder); Pull Only		10+	MELR	MELR	MELR		MELR	MELR
Class Room Key Outside Unlocks/locks Trim		45	MELR	MELR	MELR		MELR	MELR
Key unlocks Trim; Trim retracts latch; Trim relocks when key is removed		49	MELR	MELR	MELR		MELR	MELR
Freewheeling Trim; No Outside Operation		50	MELR	MELR	MELR		MELR	MELR
Key outside unlocks/locks O/S trim; Key inside unlocks/locks O/S trim		52				MELR		
Freewheeling Trim; Key Outside Unlocks/locks Trim		55	MELR	MELR	MELR		MELR	MELR
Freewheeling Trim; Key unlocks Trim; Trim retracts latch/Trim relocks when key is removed		59	MELR	MELR	MELR		MELR	MELR

* Not recommended for use on any door used for Life Safety egress

** Passage function, non-locking

+ Rigid lever

Electrified Hinge Options (Not Supplied by Corbin Russwin)

One Hinge	NONE	53	54	55	53-54	53-55
NONE	—	QC4	QC8^	QC8^	QC12	QC12
Fail safe	QC8^	QC12	QC8^	QC8^	QC12	QC12
Fail Secure	QC8^	QC12	QC8^	QC8^	QC12	QC12
MELR	QC8^	QC12	—	—	—	—

Two Hinges◆	NONE	53	54	55	53-54	53-55
NONE	—	—	—	—	—	—
Fail safe	—	—	—	—	—	—
Fail Secure	—	—	—	—	—	—
Fail Safe, Fail Safe	QC8, QC8	QC8, QC12	QC8, QC8	QC8, QC8	QC8, QC12	QC8, QC12
Fail Secure, Fail Secure	QC8, QC8	QC8, QC12	QC8, QC8	QC8, QC8	QC8, QC12	QC8, QC12
Fail Secure, Fail Safe	QC8, QC8	QC8, QC12	QC8, QC8	QC8, QC8	QC8, QC12	QC8, QC12
MELR	—	—	QC8, QC8^	QC8, QC8^	QC8, QC12	QC8, QC12

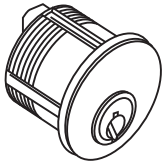
^ Available on wood door

◆Consult power transfer manufacturer and door manufacturer for load bearing hinge requirements.

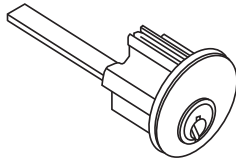
Cylinders

MP9800 Series

Mortise



Rim



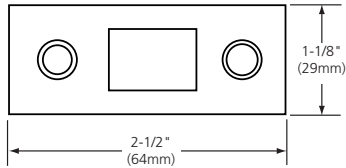
(Used for N52 function only)

Description	Cylinder Type	Trim Functions							
		*45	*49	*E52 (Outside)	*N52 (Inside)	*55	*59	AUX155	AUX159
6 Pin	1000-118-A07	X	X	X		X	X	X	X
	3000-200				X				
7 Pin	1000-114-A07-7	X	X	X		X	X	X	X
	3000-200-7				X				
Access 3 Patented	1500-114-A07	X	X	X		X	X	X	X
	3500-200								
Access 3 Security	1600-114-A07	X	X	X		X	X	X	X
	3600-200				X				
Access 3 High Security	1700-114-A07	X	X	X		X	X	X	X
	3700-200				X				
Access3 IC Patented	1580-114-A07	X	X	X		X	X	X	X
	3580-178				X				
Access 3 IC Security	1680-114-A07	X	X	X		X	X	X	X
	3680-178				X				
Access 3 IC High Security	1788-114-A07	X	X	X		X	X	X	X
	3788-178				X				
Pyramid Security	1027-114-A07	X	X	X		X	X	X	X
	3027-200				X				
Pyramid Security IC	1037-114-A07	X	X	X		X	X	X	X
	3037-178				X				
Pyramid High Security	1020-114-A07	X	X	X		X	X	X	X
	3020-200				X				
Pyramid High Security IC	1030-114-A07	X	X	X		X	X	X	X
	3030-178				X				
Pyramid IC IC 6 Pin IC 6 Pin - Red IC 6 Pin - Blue IC 6 Pin - Green	1080-114-A07	X	X	X		X	X	X	X
	3080-178				X				
Pyramid IC (Disposable) Pyramid IC Less Core IC 6 Pin Less Core IC 6 Pin (Disposable)	1070-114-A07	X	X	X		X	X	X	X
	3070-178				X				
SFIC 6 Pin Less Core IC 6 Pin w/ SFIC (Disposable)	1040-114-A07	X	X	X		X	X	X	X
	3040-178				X				
Security	1010-114-A07	X	X	X		X	X	X	X
	3010-200				X				
Security IC	1090-114-A07	X	X	X		X	X	X	X
	3090-178				X				
IC 7 Pin IC 7 Pin - Red IC 7 Pin - Blue IC 7 Pin - Green	1080-134-A07-7	X	X	X		X	X	X	X
	3080-178-7				X				
IC 7 Pin Less Core	1070-134-A07	X	X	X		X	X	X	X
IC 7 Pin (Disposable)	3070-178-7				X				
SFIC 7 Pin Less Core	1040-134-A07	X	X	X		X	X	X	X
IC 7 Pin w/ SFIC (Disposable)	3040-178-7				X				

Strikes & Back Plates

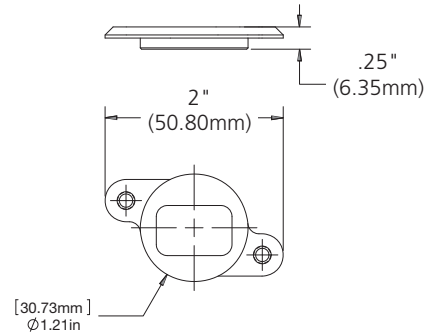
MP9800 Series

Top Strike (Metal and Wood Doors)



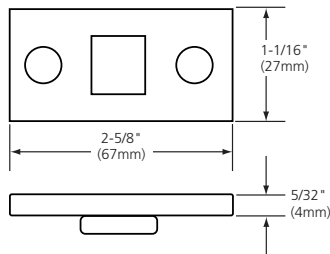
- For MP9800, MP9800A, MP9800 x M55, MP9800A x M55
- Stainless steel
- Part # 764F577

Strike Kits (Aluminum Doors)




- For MP9800 x MPAD
- Steel with Black Nylon Coating
- Machine Screws Supplied
- 764F597 Kit contains 2 strikes (Top & Bottom)
- 764F607 Kit contains 1 strike (Top Only)

Bottom Strike (Metal and Wood Doors)



- For MP9800, MP9800A
- Mortised into floor
- Stainless steel
- Part # 764F587

MPER & MPES Trim Back Plates



MPER

MPES

The back plates are:

- Mounted between the trim and the door
- Required for wood doors (MPWD)
- Optional on metal doors

Note: May be used to cover existing door preps

How to Order

MP9800 Series

Ordering Examples

Metal Door

Quantity	Series	Trim/Exterior Function	Trim/Interior Function	Finish	Hand	Door Thickness	Door Height	Misc. Options	Voltage for Electrified Trim*
65	MP9800	DE49	DN10	605	LHR	D214	H0800	M55	12VDC

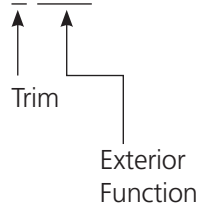
Wood Door

Quantity	Series	Trim/Exterior Function	Trim/Interior Function	Finish	Hand	Door Thickness	Door Height	Misc. Options	Voltage for Electrified Trim*
11	MP9800	NE55	NN50	626	RHR	D214	H0706	MPWD, MPER	12VDC

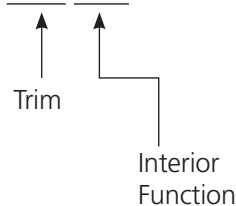
*Specify voltage desired for 903 and 905 function (12VDC/24VDC)

Trim Designation Description

DE49



25MN10



Where to find ordering information and Quick Codes

Functions	Pg 4 & 10
Trims.....	Pg 6
Cylinders and Keying.....	Pg 14
Door Height.....	Pg 14
Strike	Pg 13
Finish	Pg 15
Door Thickness.....	Pg 14
Handing.....	Pg 15
Miscellaneous Options	Pg 15

Quick Codes

MP9800 Series

Cylinder and Keying

Description	Specify
Conventional 6-pin	(standard) 6P
Conventional 7-pin	7P
Less cylinder(s)	LC*
IC 6-pin	C6
IC 6-pin with temporary construction core	
Red	CT6R
Blue	CT6B
Green	CT6G
IC 6-pin less core ^{ⓄⓄ}	CL6
SFIC 6-pin with SFIC disposable temporary core ^{ⓄⓄ}	CT6SD
SFIC 6-pin with Less Core ¹ ^{ⓄⓄ}	CLS6
IC 7-pin ^{ⓄⓄ}	C7
IC 7-pin with temporary construction core ^{ⓄⓄ}	
Red	CT7R
Blue	CT7B
Green	CT7G
IC 7-pin less core ^{ⓄⓄ}	CL7
SFIC 7-pin with SFIC disposable temporary core ^{ⓄⓄ}	CT7SD
SFIC 7-pin with Less Core ¹ ^{ⓄⓄ}	CLS7
Security ^{ⓄⓄ}	HS
Security IC ^{ⓄⓄ}	CHS
Access 3 - Patented ^{ⓄⓄ}	AP
Access 3 - Security ^{ⓄⓄ}	AS
Access 3 - High Security ^{ⓄⓄ}	AHS
Access 3 IC - Patented ^{ⓄⓄ}	ACP
Access 3 IC - Security ^{ⓄⓄ}	ACS
Access 3 IC- High Security ^{ⓄⓄ}	ACHS
UL IC 6-Pin Housing Less Core	CL6AH
UL IC 6-Pin Housing with Disposable Core	CTAHD
UL IC 6-Pin Housing with (Red/Blue/Green) Temporary Construction Core	CT6AH(R/B/G)
Pyramid High Security Fixed Core ^{ⓄⓄ}	PHS
Pyramid High Security IC ^{ⓄⓄ}	PCHS
Pyramid IC Less Core ^{ⓄⓄ}	CLP
Pyramid with temporary construction core ^{ⓄⓄ}	CTP
Pyramid Security ^{ⓄⓄ}	PS
Pyramid Security IC ^{ⓄⓄ}	PCS
Pyramid Disposable Core ^{ⓄⓄ}	CTPD
6-Pin Disposable Core ^{ⓄⓄ}	CT6D
7-Pin Disposable Core ^{ⓄⓄ}	CT7D

^{ⓄⓄ} Indicates availability with ML200VR lockset

*Not available with 52 function

Cylinder and Keying (cont)

Description	Specify
Keyed random ^{ⓄⓄ}	KR
Construction master keyed (not available for Pyramid) ^{ⓄⓄ}	CMK
Visual key control ^{ⓄⓄ}	
- No keying data stamped on key or cylinder	VKCO
- Keys only	VKC1
- Cylinders and keys (not for HS, CHS, PHS, PCHS, AS, ACS, AHS, or ACHS)	VKC2
- Cylinders only (not for HS, CHS, PHS, PCHS, AP, ACP, AS, ACS, AHS or ACHS)	VKC3
Concealed key control (CKC) ^{ⓄⓄ}	
- CKC cylinders with VKC keys	CKC2
- CKC cylinders only (not for HS, CHS, PHS, PCHS, AP, ACP, AS, ACS, AHS or ACHS)	CKC3
2 keys per lock	(standard)
More than 2 keys	KY# (e.g., KY6)

1. Not available with ML2029.

2. Not available for ML2017, ML2029 or ML2032 x MR, ML2000HS or ML2000VR.

Door Height

Door Height	Specify
7'0"	(standard)
7'2"	H0702
7'6"	H0706
8'0"	H0800
9'0"	H0900
10'0"	H1000

Note: Maximum adjustment of rod length is 3/4"

Door Thickness

Door	Specify
1-3/4" (44mm)	(standard)
2" (51mm)	D200
2-1/4" (57mm)	D214

Finish

Description	Specify
Bright Brass	605
Satin Brass	606
Bright Bronze	611
Satin Bronze	612
Dark Oxidized Satin Bronze, oil rubbed	613
Dark Oxidized Satin Bronze Equivalent	613E
Bright Nickel Plated	618
Satin Nickel Plated	619
Bright Chromium Plated	625
Satin Chromium Plated	626
Satin Chromium Plated with MicroShield®	626C
Bright Stainless Steel	629*
Stain Stainless Steel	630*
Black Suede Powder Coat	BSP

*Only available with Piet Collection

Handing

Hand	Specify
Right Hand	RH
Right Hand Reverse	RHR
Left Hand	LH
Left Hand Reverse	LHR

Miscellaneous Options

Description	Specify
Torx® head screws	M04
Knurling outside and inside	M20
Knurling outside only	M21
Knurling inside only	M22
Abrasive coat outside and inside	M23
Abrasive coat inside only	M24
Abrasive coat outside only	M25
Less bottom vertical rod	M55
Windstorm	M107
Aluminum Door	MPAD*
Rectangular Back Plate (Required for Wood Door - MPWD)	MPER
Back Plate (Required for Wood Door - MPWD)	MPES
Lever Hold Back	MPHB
Wood Door	MPWD*
Aux Control (Classroom)	AUX155
Aux Control (Storeroom)	AUX159

*Must specify Quick Code when ordering for aluminum or wood doors

Electrified Options

Description	Specify
Latchbolt Monitoring	M91
O/S Lever Monitoring	M93
I/S Lever Monitoring	M92
Electric Latch Retraction	MELR

Architectural Specifications

- Multi-Point Locking Solutions shall be MP9800 Series as manufactured by Corbin Russwin, Berlin, CT.
- Multi-Point Locking Solutions shall be listed by Underwriters Laboratories and bear the UL label in full compliance with NFPA 80. Multi-Point Locking Solutions for fire labeled doors shall be UL listed as "Fire Hardware".
- Rods shall be retracted in one operation by dual mounted lever controls with a complete range of functions, including electro-mechanical, on the secure side of the door.
- The lock shall also be available as a single latching lock with top latching only, eliminating the bottom strike.
- Lever trim shall be available in finishes and designs to match that of the specified locksets.
- Sargent 7000 Multi Point is the only approved substitute.
- Multi-point locks shall have a five year limited warranty.

The ASSA ABLOY Group is the global leader in access solutions. Every day, we help billions of people experience a more open world.

ASSA ABLOY Opening Solutions leads the development within door openings and products for access solutions in homes, businesses and institutions. Our offering includes doors, frames, door and window hardware, locks, perimeter fencing, access control and service.



For additional information, contact your
ASSA ABLOY Door Security Solutions
sales consultant or visit www.corbinruswin.com.

In U.S.

Corbin Russwin
225 Episcopal Road
Berlin, CT 06037
Phone: 800-543-3658
Fax: 800-447-6714
www.corbinruswin.com

In Canada

ASSA ABLOY Door
Security Solutions Canada
160 Four Valley Drive
Vaughan, Ontario
Canada L4K 4T9
Phone: 800-461-3007
Fax: 800-461-8989
www.assaabloydss.ca

MicroShield®

As part of their promise to provide innovative solutions to their customers, certain ASSA ABLOY Group brands offer the MicroShield® technology, a silver-based antimicrobial coating designed to inhibit the growth of bacteria.

MicroShield® is a registered trademark of ASSA ABLOY Access and Egress Hardware Group, Inc.



The Agion antimicrobial is not intended as a substitute for good hygiene. Coated products must still be cleaned to ensure the surfaces will be free of destructive microbes. ASSA ABLOY makes no representations or warranties, express or implied, as to the efficacy of the Agion antimicrobial. A copy of the Agion warranty is available upon request. Agion is a registered trademark of Agion Technologies, Inc., Wakefield, MA, USA