

HID-SS

HID Proximity Reader Module for 2-Gang Entrance Panel

- INSTRUCTIONS -

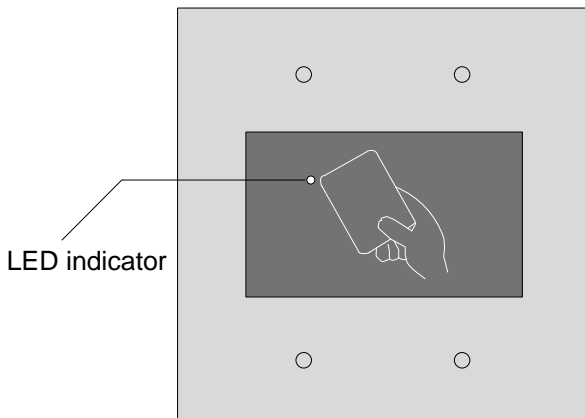
The HID-SS is a 2-gang stainless steel unit that contains an HID ProxPoint® Plus Card Reader. This module installs next to any one of Aiphone's 2-gang stainless steel sub stations (-SS and -SSR series*), creating a unified look with the intercom and card reader installed together. Horizontal and vertical surface mount boxes are available for mounting both units. The HID-SS does not need to be used with an intercom station. The card reader provides electronic access to a building through the standard Access Control system, which is not supplied by Aiphone.

* See matching models numbers on page 2, or see Aiphone Catalog for more information.

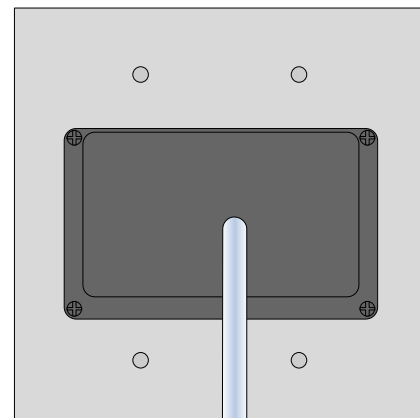
INSTALLATION:

1. Install HID-SS alongside of or below the 2-gang intercom sub station.
2. The HID-SS will mount into the SBX-2BH, SBX-2BV, SBX-2G, or any standard 2-gang box or ring.
3. Secure wire connections as shown on wiring chart.
4. Cut any unused wire so that bare wires are not exposed.
5. Refer to standard product installation manuals for complete system information. No additional information pertaining to the Access Control system is provided by Aiphone.

**HID-SS
(front view)**



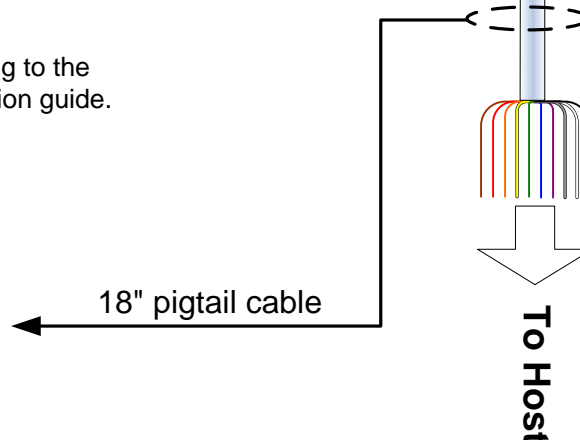
**HID-SS
(back view)**



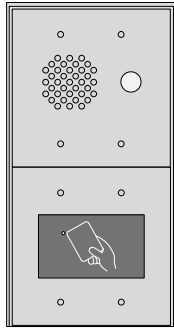
Connecting the Reader to the Host:

Connect the reader to the host according to the wiring table below and the host installation guide.

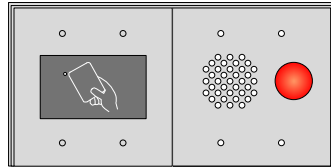
Wiegand	Wire Color
+ DC	Red
Ground	Black
---	Violet
Data0	Green
Data1	White
Shield Ground	Drain
Green LED	Orange
Red LED	Brown
Beeper	Yellow
Hold	Blue



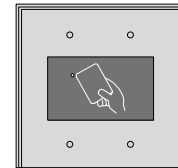
TYPICAL LAYOUTS:



2-gang sub and HID-SS
Mounted vertically in
SBX-2BV vertical
surface mount box



2-gang sub and HID-SS
mounted in SBX-2BH
horizontal surface mount box



HID-SS without
intercom sub station
(with optional SBX-2G
surface mount box)

TESTING AND OPERATION:

- When power is applied to the card reader, the LED will flash green three (3) times while the beeper beeps simultaneously. The LED will then turn red. This indicates that the microcontroller is operating properly.
- Present an ID card to the reader. (Hold card directly in front of reader.) The LED will momentarily turn green while the beeper beeps once, indicating that the card was read successfully.

SPECIFICATIONS:

Reader:	6005B Series
Power Source:	5.0 – 16.0 VDC
Absolute Max. Voltage:	18 VDC
Peak Current:	80 mA
Avg. Current 5V or 12V:	20 mA
Terminations:	Color-coded pre-wired pigtailed
Wiring Distance:	500'
Dimensions (H x W x D):	4 3/4" x 4 3/4" x 7/8"
Operating Temperature:	-10° ~ 60° C / 14° ~ 140° F

INTERCOM SYSTEM:

LEM, LEF, LAF-C/CA,
AP-M, MP-S series:

NEM, NDR, NDRM series:

IE, TC-M, TD-H,
KB Audio door strn:

MATCHING SUB STATIONS:

LE-SS/A, LE-SSR

NE-SS/A, NE-SSR

IE-SS/A, IE-SSR

For additional options, please contact Aiphone
Technical Support.

FCC WARNING:

This device complies with Part 15 of the FCC rules.

Operation is subject to the following two conditions:

- (1) This device may not cause harmful interference.
 - (2) This device must accept any interference that may cause undesired operation.
- For proper regulatory compliance, the drain wire should be disconnected at the power supply end of the cable.
 - Changes or modifications not expressly approved by the party responsible for compliance could void the user's authority to operate the equipment.
 - The Reader is intended to be powered from a limited power source output of a previously certified power supply.

Aiphone Communication Systems
1700 130th Ave. N.E.
Bellevue, WA 98005
(425) 455-0510
FAX (425) 455-0071

TOLL FREE TECHNICAL SUPPORT:

(800) 692-0200
E-MAIL: tech@aiphone.com

HID-SS Instr.
0913JD